









UAMS ORDER OF DRAW CHART

Improper draw order may result in erroneous test results and/or specimen rejection.

DRAW IN THIS ORDER	STOPPER COLOR	ADDITIONAL INFORMATION AND ADDITIVES	IMPORTANT INFORMATION
1 st		Blood Cultures are collected first. Bottles will vary depending on what is ordered. See Detailed Collection for Clinical Microbiology procedures for collection specifics.	<p>When using a Butterfly set for collection of light blue top tube, you MUST remove air with a "discard" light blue top.</p> <p>Collect and label 2nd light blue top tube and send to lab.</p>
2 nd		Light blue top Sodium citrate	
3 rd		Red top May contain clot activator	
4 th		Gold top SST	
5 th		Light Green top with Gel Lithium heparin	<p>Invert GENTLY:</p> <p>Blue Tops 4 times</p> <p>Red/ Gold tops 5 times</p> <p>All other additive tubes 8-10 times</p>
6 th		Dark green top Sodium heparin	
7 th		Lavender top EDTA	
8 th		Gray top Sodium fluoride	
Last		ACD solution	<p>Fill all tubes completely to fill lines.</p> <p>Failure to do so may result in specimen rejection by the testing laboratory.</p>

If in doubt, call the lab at 686-6230

Version: 10/17/2011